

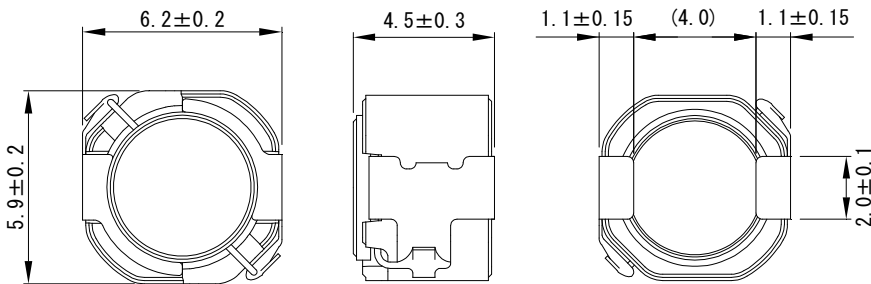
Features

- Ferrite drum core construction
- Magnetically shielded.
- Qualified AEC-Q200
- Operating temperature range: - 40deg C ~ +150deg C (including coil's self temperature rise)

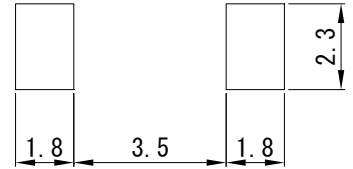
Applications

- LED Head light for Automobile
- ECU, DC/DC converter
- Automotive and other high temperature, high reliability application.

Dimension - [mm]



Reference Land pattern- [mm]



Electrical Characteristics

Part No.	Inductance (μH) (±20%) *1	D.C.R (mΩ) 20degC	Saturation Current (A) 20degC *2	Temperature Rise current (A) *3
CDRH60D45T150NP-1R0MC	1.0	13±30%	6.8	4.3
CDRH60D45T150NP-1R3MC	1.3	15±30%	5.9	3.9
CDRH60D45T150NP-2R2MC	2.2	19±30%	4.6	3.4
CDRH60D45T150NP-3R3MC	3.3	23±30%	3.6	3.1
CDRH60D45T150NP-4R7MC	4.7	28±30%	3.0	2.6
CDRH60D45T150NP-6R3MC	6.3	33±30%	2.7	2.4
CDRH60D45T150NP-100MC	10	51±20%	2.1	1.85
CDRH60D45T150NP-150MC	15	71±20%	1.45	1.60
CDRH60D45T150NP-220MC	22	105±20%	1.35	1.25
CDRH60D45T150NP-330MC	33	143±20%	1.02	1.08
CDRH60D45T150NP-470MC	47	180±20%	1.00	0.97
CDRH60D45T150NP-680MC	68	245±20%	0.78	0.81
CDRH60D45T150NP-101MC	100	396±20%	0.65	0.64
CDRH60D45T150NP-151MC	150	665±20%	0.54	0.46
CDRH60D45T150NP-221MC	220	850±20%	0.43	0.39

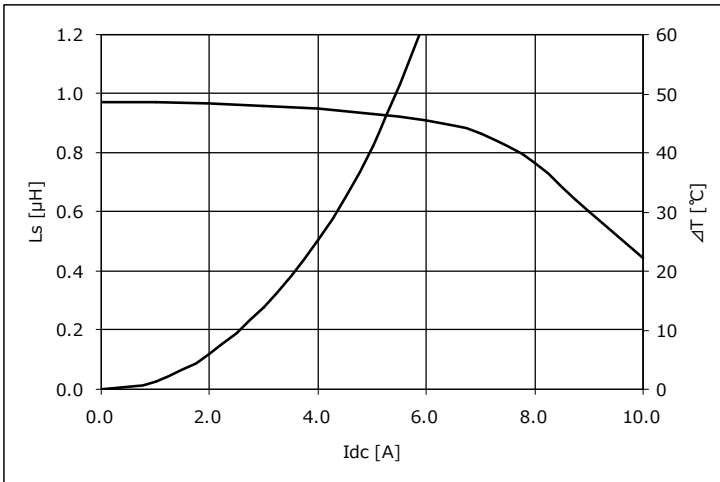
*1 Inductance Measuring frequency: 100kHz, 1.0V

*2 Saturation current: DC current which becomes inductance value drop down to 10% from the initial value.

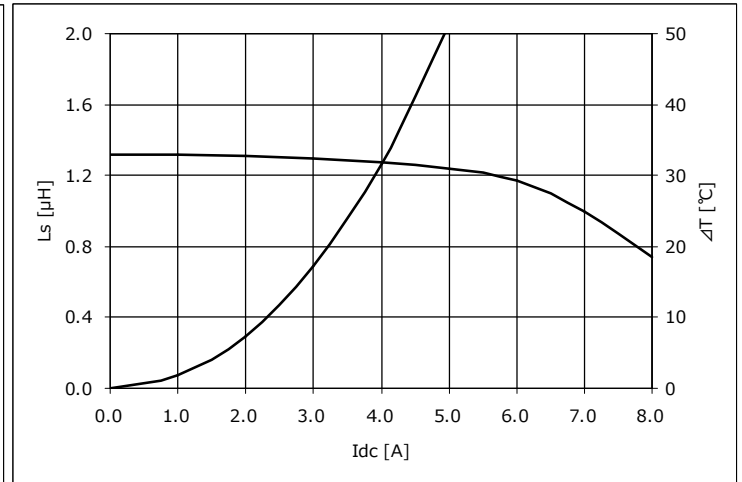
*3 Temperature rise current : DC current which becomes ΔT=30°C (Ta=20°C) in component body temperature.

CAUTION: Recommend not to operate with audio-frequency (AF) signals and should be mounted a proper position in the PCB to prevent noises problems which may be caused by magnetostriction.

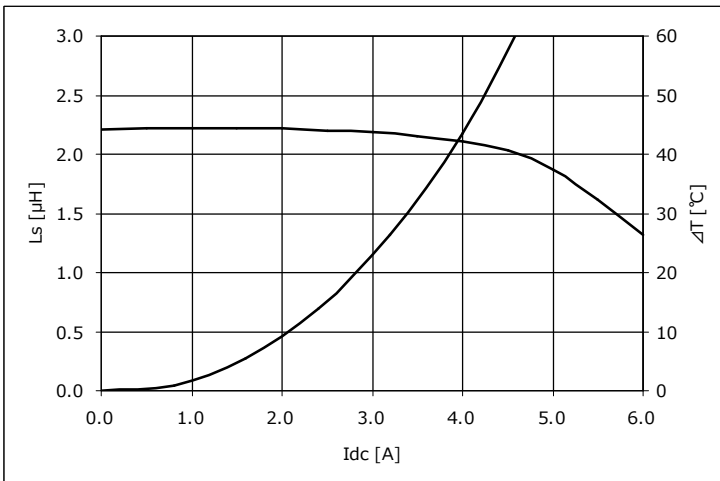
CDRH60D45T150NP-1R0MC



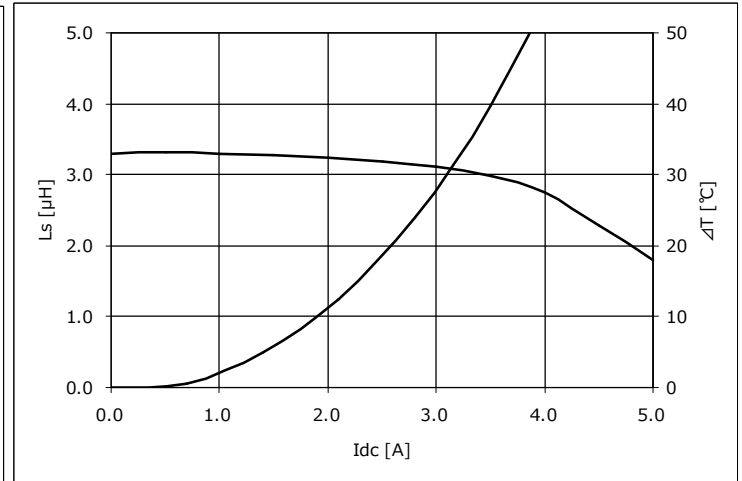
CDRH60D45T150NP-1R3MC



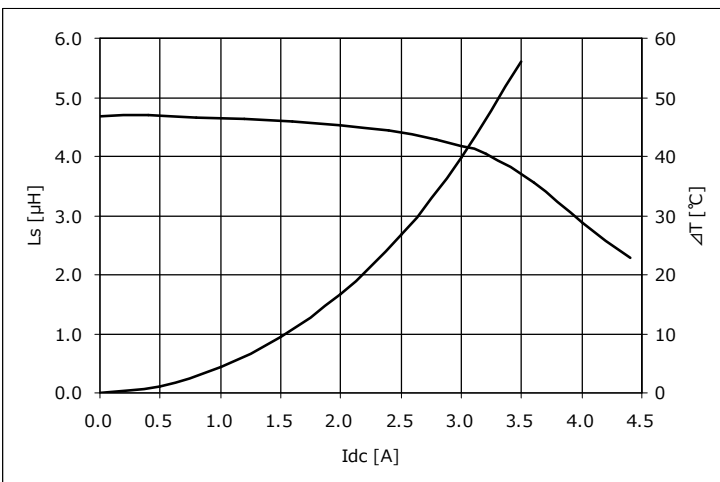
CDRH60D45T150NP-2R2MC



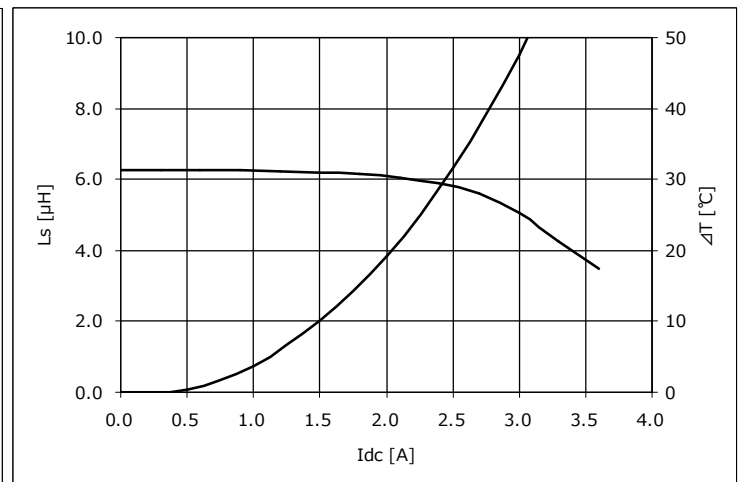
CDRH60D45T150NP-3R3MC



CDRH60D45T150NP-4R7MC

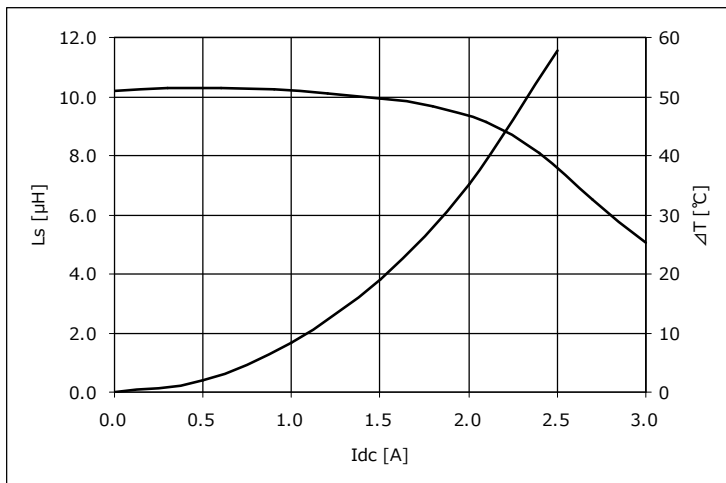


CDRH60D45T150NP-6R3MC

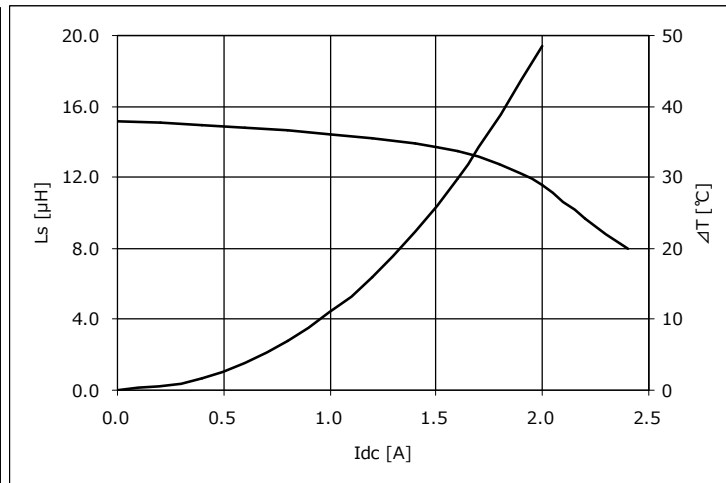


Note: This datasheet might be slightly modified without notice in order to improve the quality and reliability of the product. Please contact an appropriate our sales in your regions for checking final spec before you place an order.

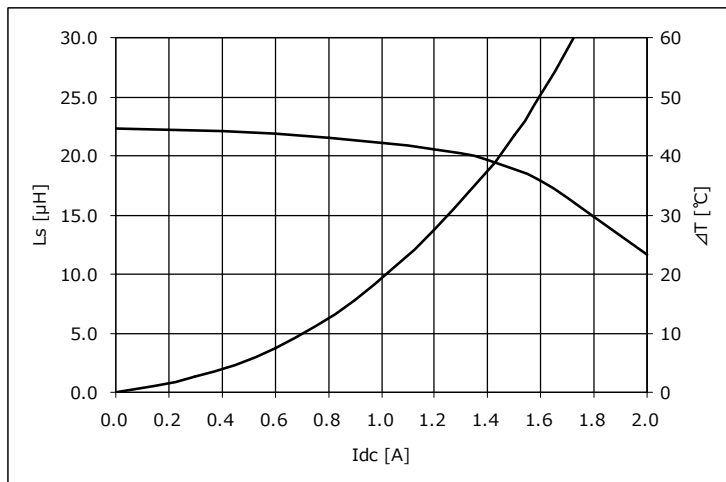
CDRH60D45T150NP-100MC



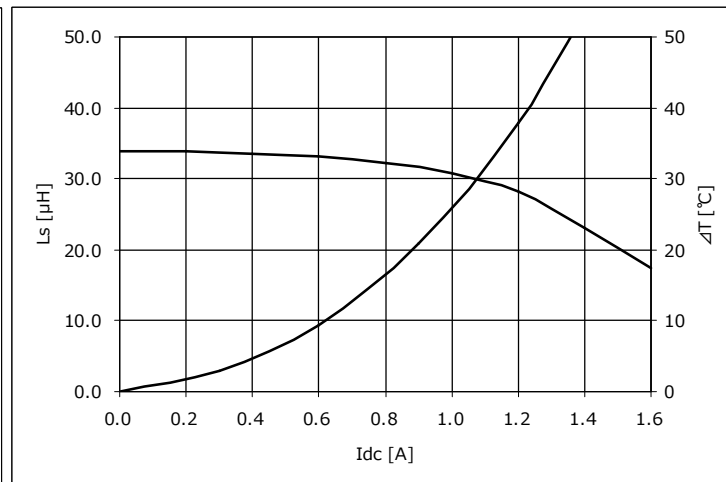
CDRH60D45T150NP-150MC



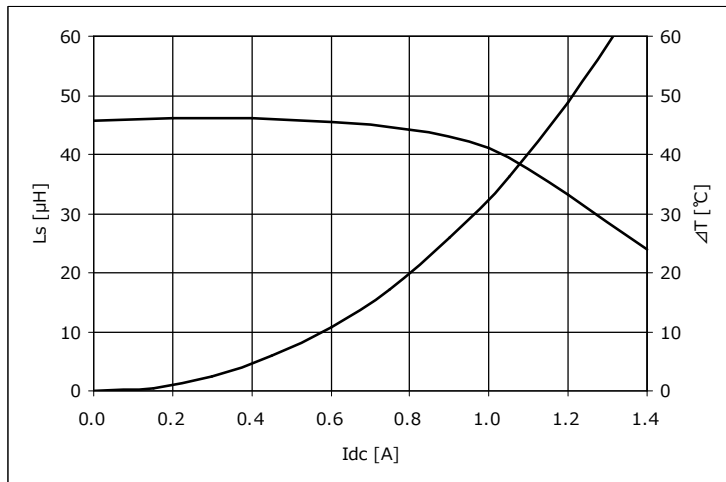
CDRH60D45T150NP-220MC



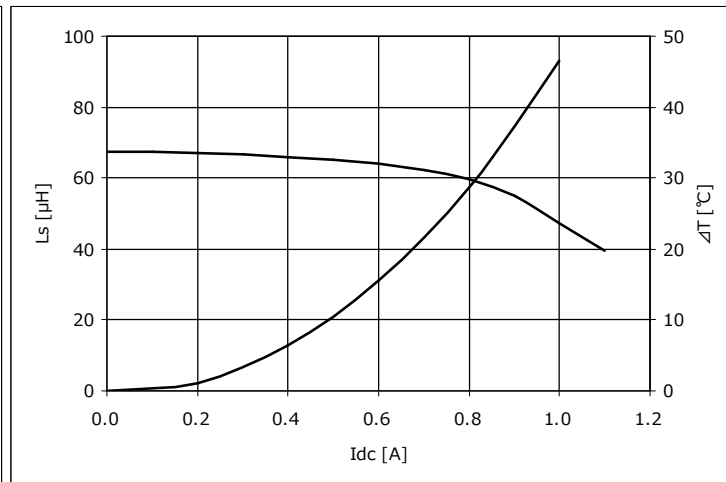
CDRH60D45T150NP-330MC



CDRH60D45T150NP-470MC

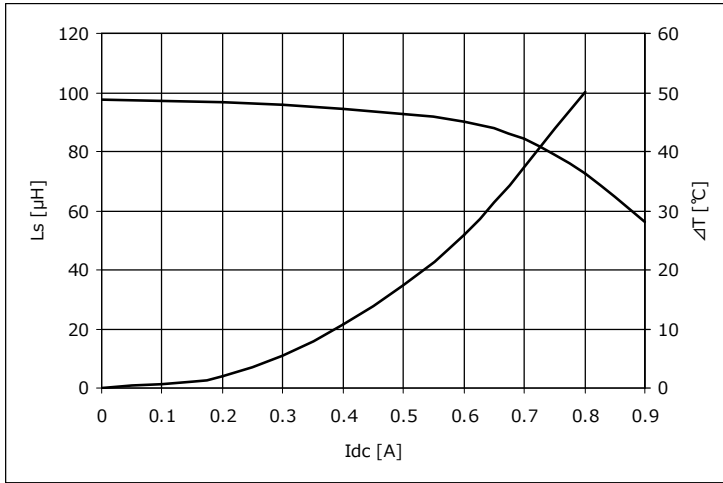


CDRH60D45T150NP-680MC

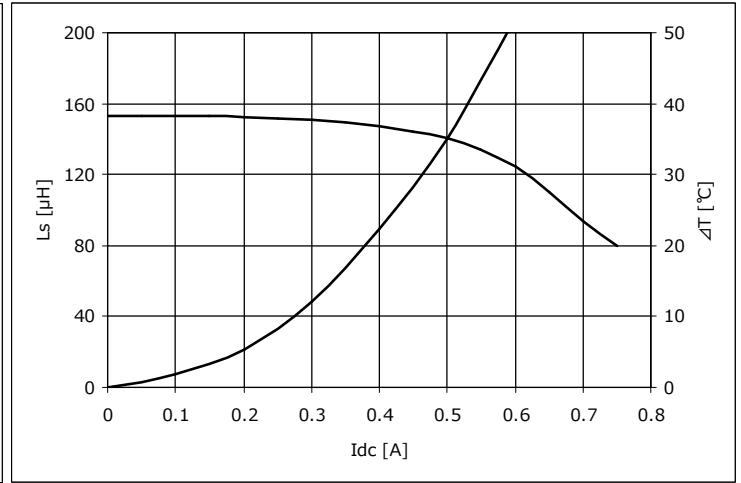


Note: This datasheet might be slightly modified without notice in order to improve the quality and reliability of the product. Please contact an appropriate our sales in your regions for checking final spec before you place an order.

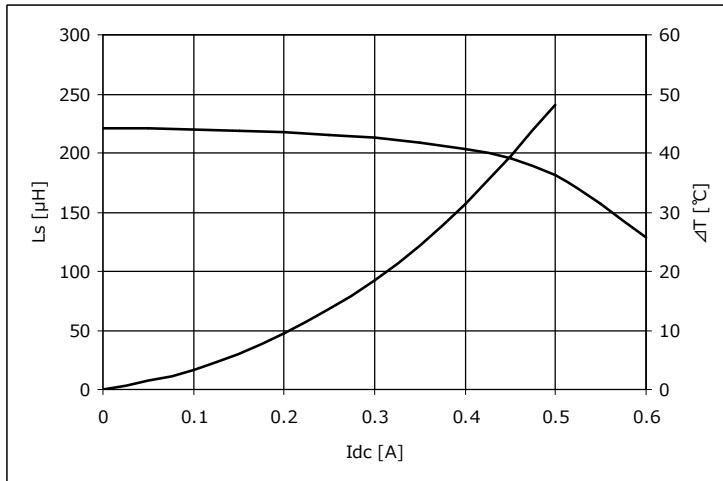
CDRH60D45T150NP-101MC




CDRH60D45T150NP-151MC



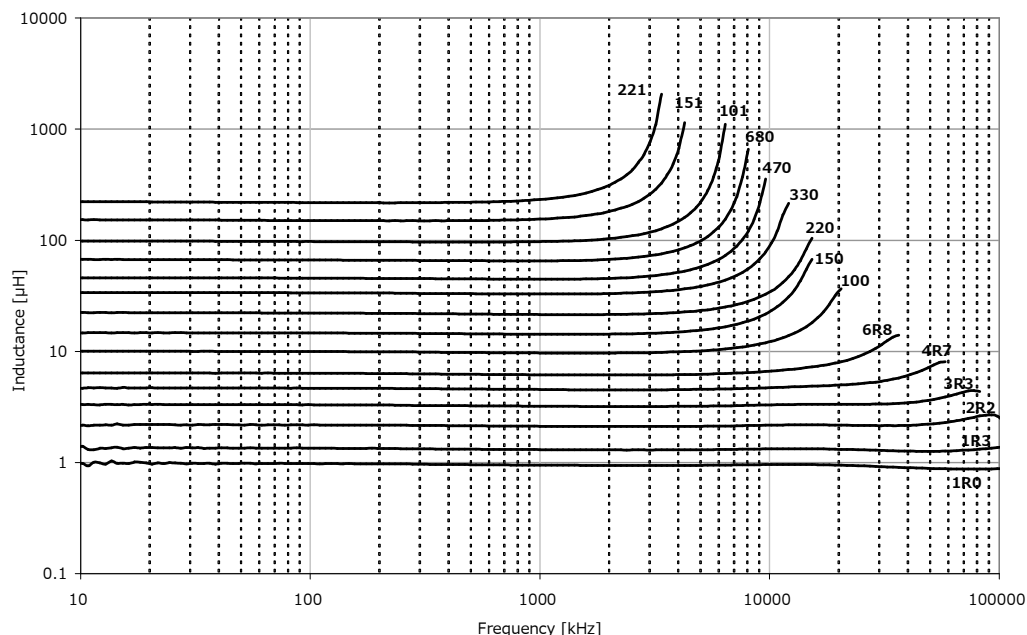
CDRH60D45T150NP-221MC



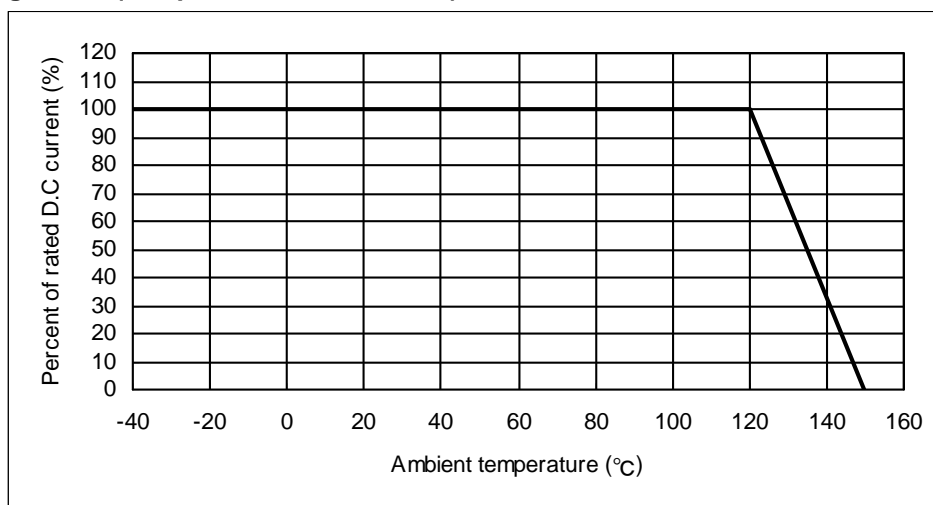
Note: This datasheet might be slightly modified without notice in order to improve the quality and reliability of the product. Please contact an appropriate our sales in your regions for checking final spec before you place an order.



Inductance vs Frequency Graph



Derating Curve (Temperature Rise Current)



Please refer to the sales offices on our website - <http://www.sumida.com>

Hong Kong
 Tel.+852-2880-6781
 FAX.+852-2565-9600
sales@hk.sumida.com
Saitama (Japan)
 Tel.+81-48-691-7303
 FAX.+81-48-691-7340
sales@jp.sumida.com
Chicago
 Tel.+1-847-545-6700
 FAX. +1-847-545-6720
sales@us.sumida.com

Shanghai
 Tel.+86-021-5836-3299
 FAX.+86-021-5836-3266
shanghai.sales@cn.sumida.com
Seoul
 Tel.+82-2-6237-0777
 FAX.+82-2-6237-0778
sales@kr.sumida.com
Oberzell
 Tel.+49-8591-937-0
 FAX. +49-8591-937-103
contact@sumida-eu.com

Shenzhen
 Tel.+86-755-8291-0228
 FAX.+86-755-8291-0338
shenzhen.sales@cn.sumida.com
Singapore
 Tel.+65-6296-3388
 FAX.+65-6296-3390
sales@sg.sumida.com
Neumarkt
 Tel.+49-9181-4509-110
 FAX. +49-9181-4509-310
infocomp@eu.sumida.com

Taipei
 Tel.+886-2-8751-2737
 FAX.+886-2-8751-2738
sales@tw.sumida.com
San Jose
 Tel.+1-408-3219660
 FAX.+1-408-321-9308
sales@us.sumida.com

Note: This datasheet might be slightly modified without notice in order to improve the quality and reliability of the product. Please contact an appropriate our sales in your regions for checking final spec before you place an order.